



Brussels Development Briefing n.33

Drivers of success for agricultural transformation in Africa

2nd October 2013

<http://brusselsbriefings.net>

Ten years after Maputo declaration: regional
dialogue on the progress assessment.

Kalilou Sylla, ROPPA.



Afrique Nourricière

**TEN YEARS AFTER MAPUTO DECLARATION:
REGIONAL DIALOGUE ON THE PROGRESS
ASSESSMENT**

**Kalilou Sylla
ROPPA**

- DURING THE 2000'S AGRICULTURE SECTOR DECLINED IN AFRIQUE
- MAPUTO AS A RESPONSE TO THE REDUCTION OF AGRICULTURE GROWTH AND ITS FUNDING
- WEST AFRICA TAKE THE OWNERSHIP OF THIS PROCESSUS in 2005 THROUGH ECOWAP/RIA and RIA
- WHAT CHANGES NOTED IN WEST AFRICA?

INSTITUTIONAL CHANGE (I)



- ECOWAS COMMISSION LEADERSHIP ACCEPTED WITH CONCRETE SHARED ACTIONS
- REGIONAL UNIFIED AND SHARED FRAMEWORK TO ELABORATE RIA AND NIA
- JOINT COHERENT ACTIONS ECOWAS AND UEMOA
- COME BACK OF AGRICULTURE SECTOR IN DEVELOPMENT AGENDA

INSTITUTIONAL CHANGE (II)

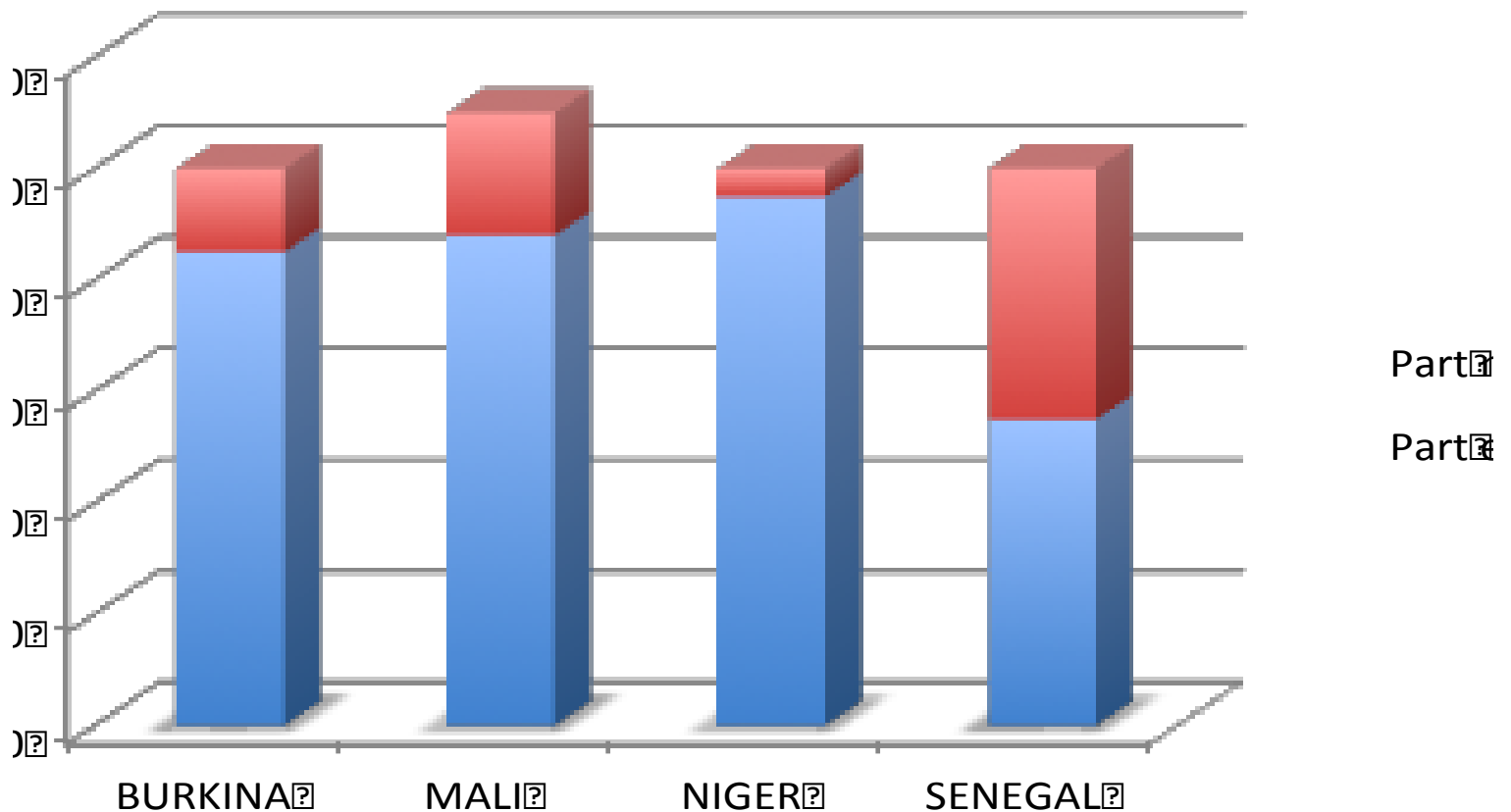


- BETTER ALLOCATION OF REGIONAL INSTITUTIONS (ECOWAS/UEMAO, CILSS AND CORAF) AND TECHNICAL SUPPORT NOTABLY IFPRI
- SET UP REGIONAL INSTITUTIONS TO ACCOMPAGN THE REGIONAL PROCESS (FRDA, RIA REGIONAL INSTITUTIONS)
- MORE FUND AT ECOWAS LEVEL TO ACCOMPAGN THE PROCESS

ALLOCATION BUDGET



- 4 COUNTRIES RESPECT THE 10%
- NATIONAL BUDGET CONTRIBUTION IN THE AGRICULTURE BUDGET IS LOW

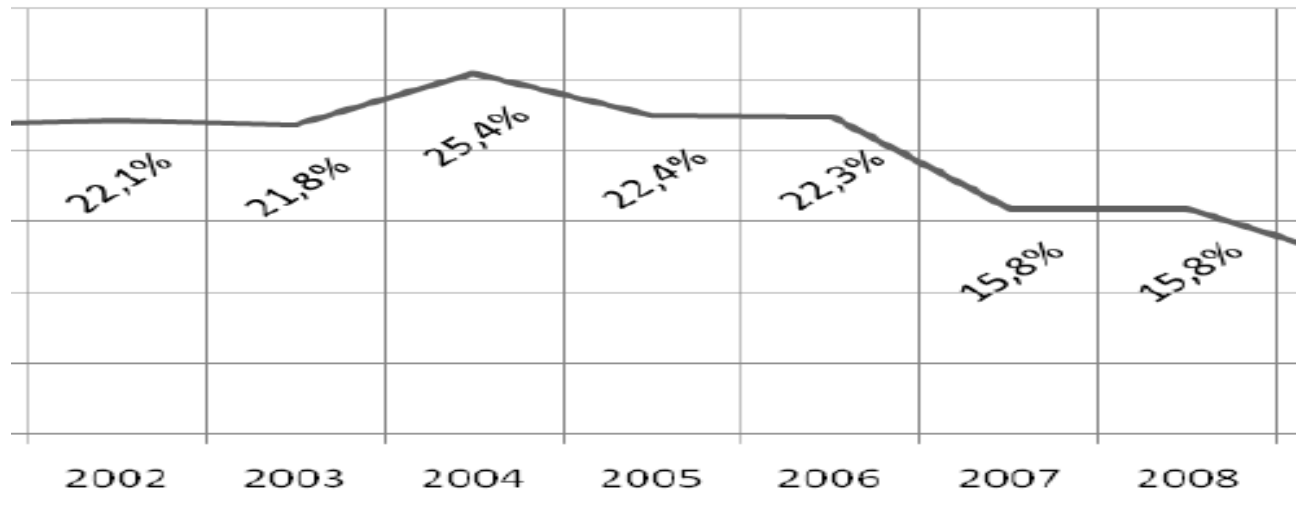


REVISIT THE BUDGET AT NATIONAL LEVEL (I)



NIGER

s des dépenses rurales par rapport aux dépenses tot



REVISIT THE BUDGET AT NATIONAL LEVEL (II)



IVORY COAST

Tableau 3E Répartition des dépenses d'investissement par sous secteur (En milliards de FCFA)

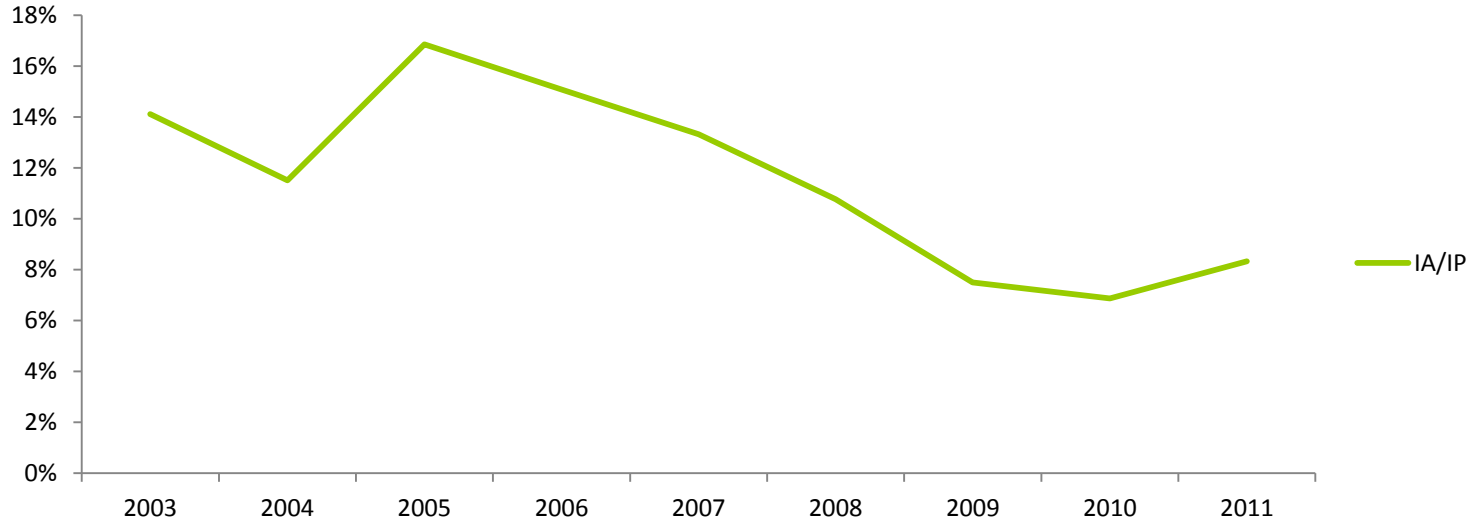
Années	Production	Pêche, chasse, Forêts	Elevage	Total
1 999	4.59	5.92	2.43	12.94
2 000	3.48	0.70	1.04	5.22
2 001	2.98	2.86	1.24	7.08
2 002	5.66	4.16	1.89	11.71
2 003	0.88	2.46	1.46	4.79
2 004	2.62	3.67	1.35	7.63
2 005	1.03	1.10	0.83	2.95
2 006	1.72	0.58	0.92	3.23
2 007	1.52	0.36	1.09	2.97
Moyennes	2.72	2.42	1.36	6.50

Source : Ministère de l'Economie et des Finances

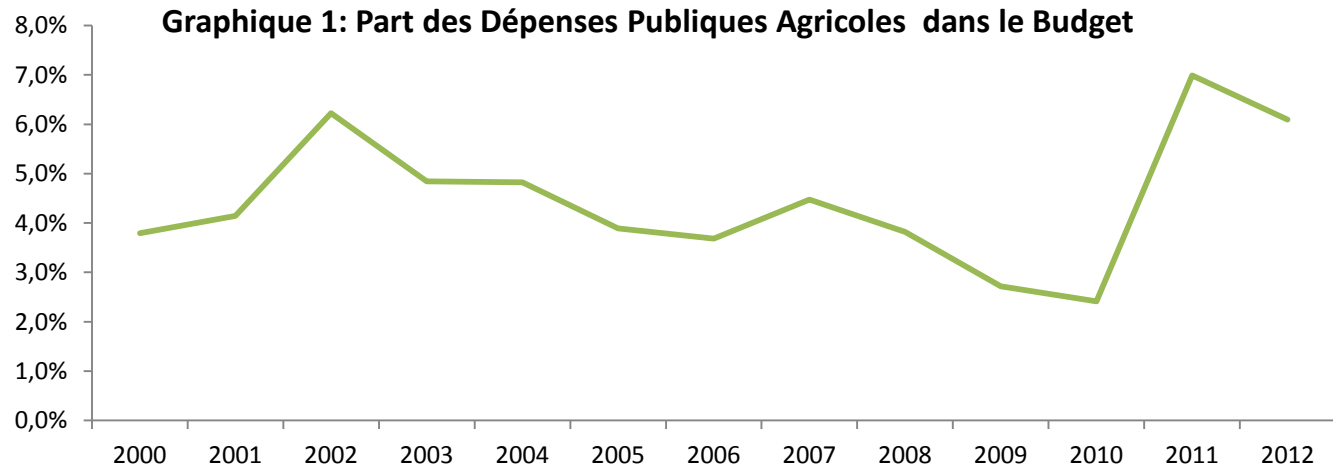
REVISIT THE BUDGET AT NATIONAL LEVEL (II)



BURKINA



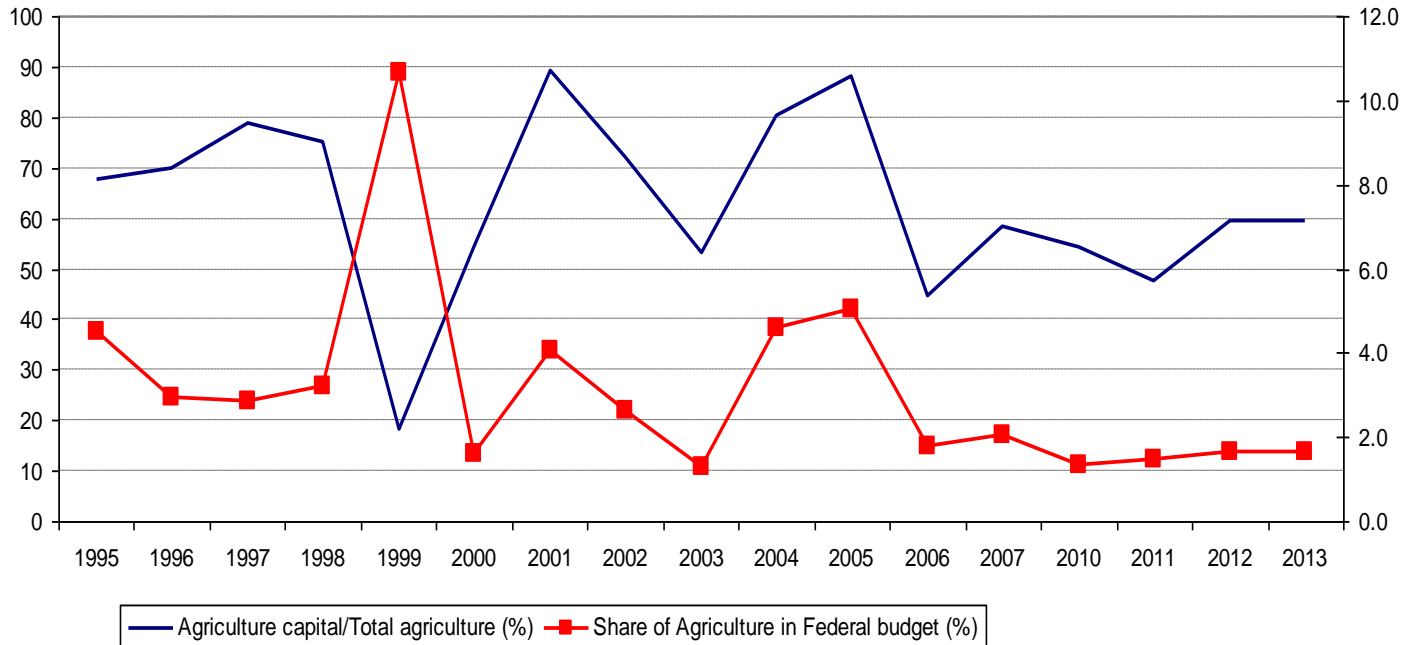
GUINEE



REVISIT THE BUDGET AT NATIONAL LEVEL (II)



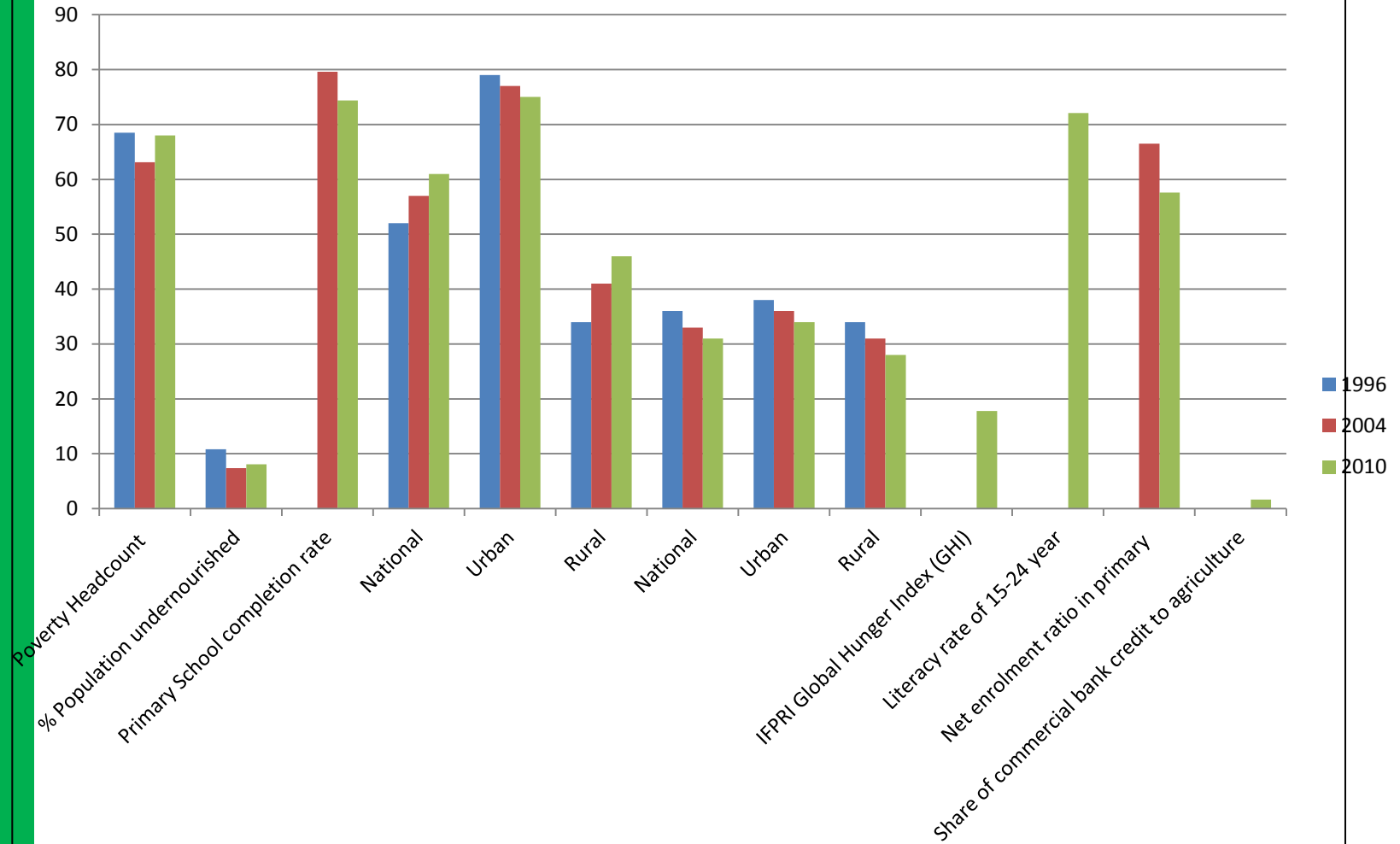
NIGERIA



CHANGE IN POVERTY (i)



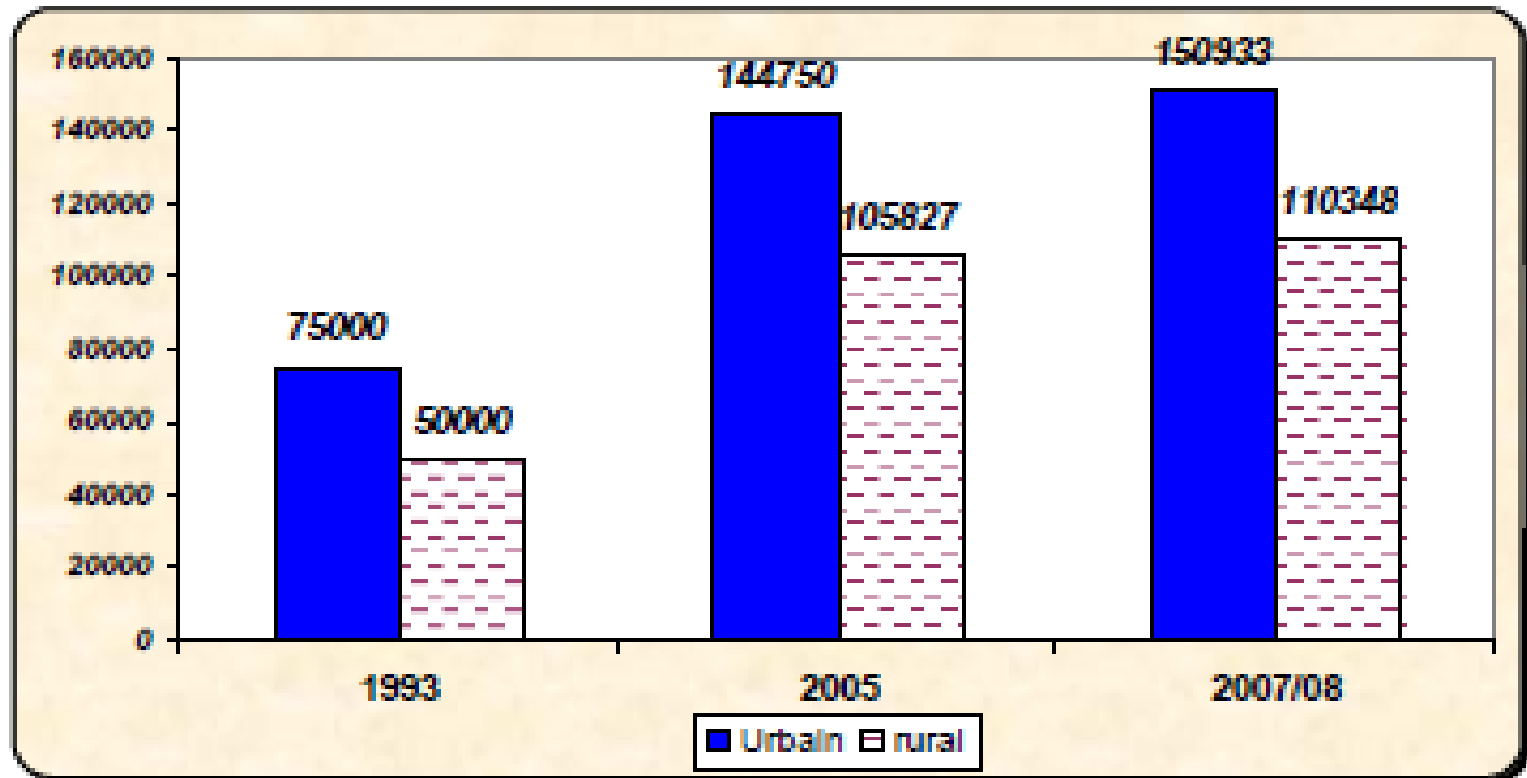
NIGERIA



CHANGE IN POVERTY (ii)

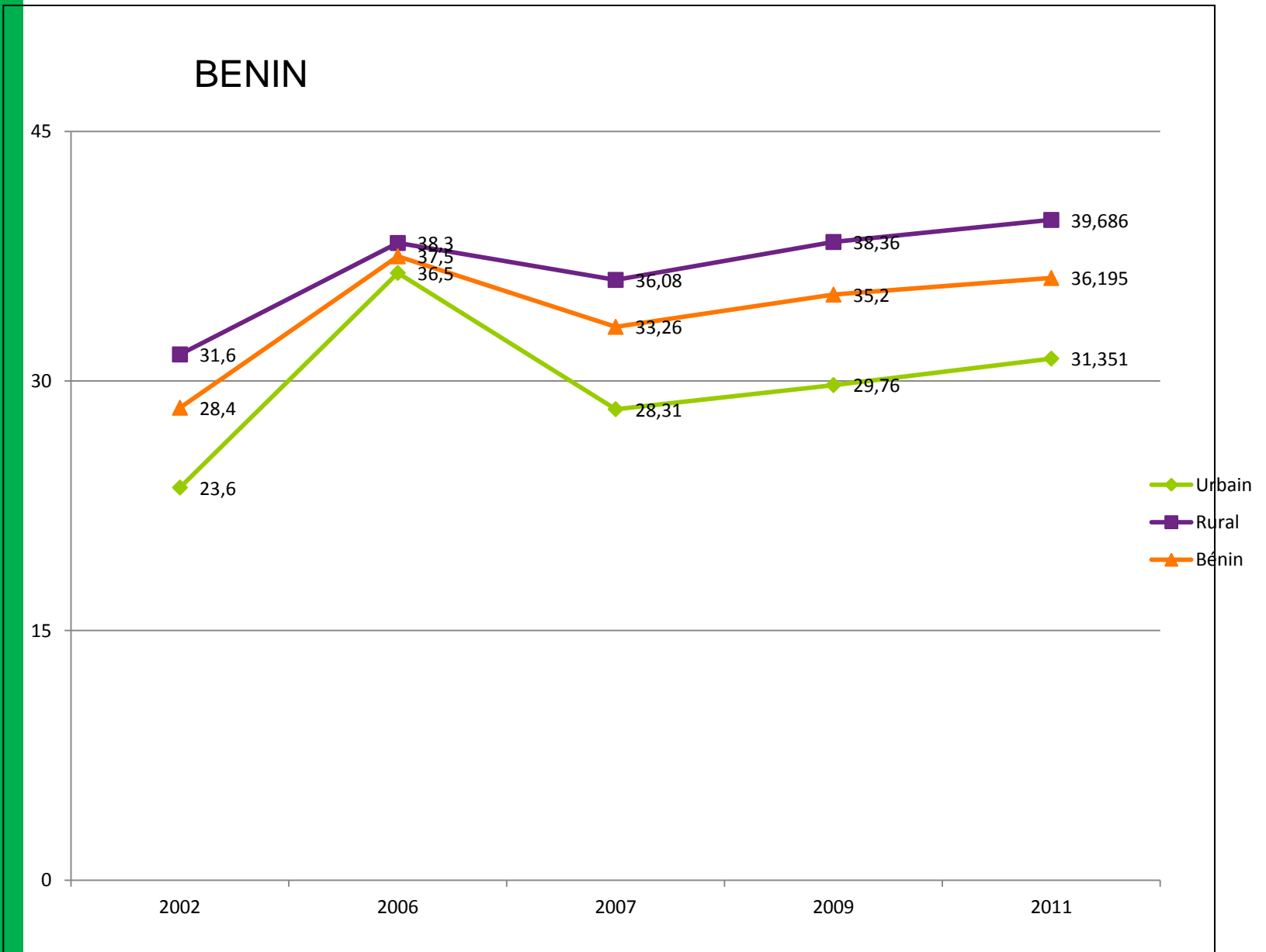


NIGER



Source: ENBC 1992, QUIBB 2005 et ENBC 2007/08

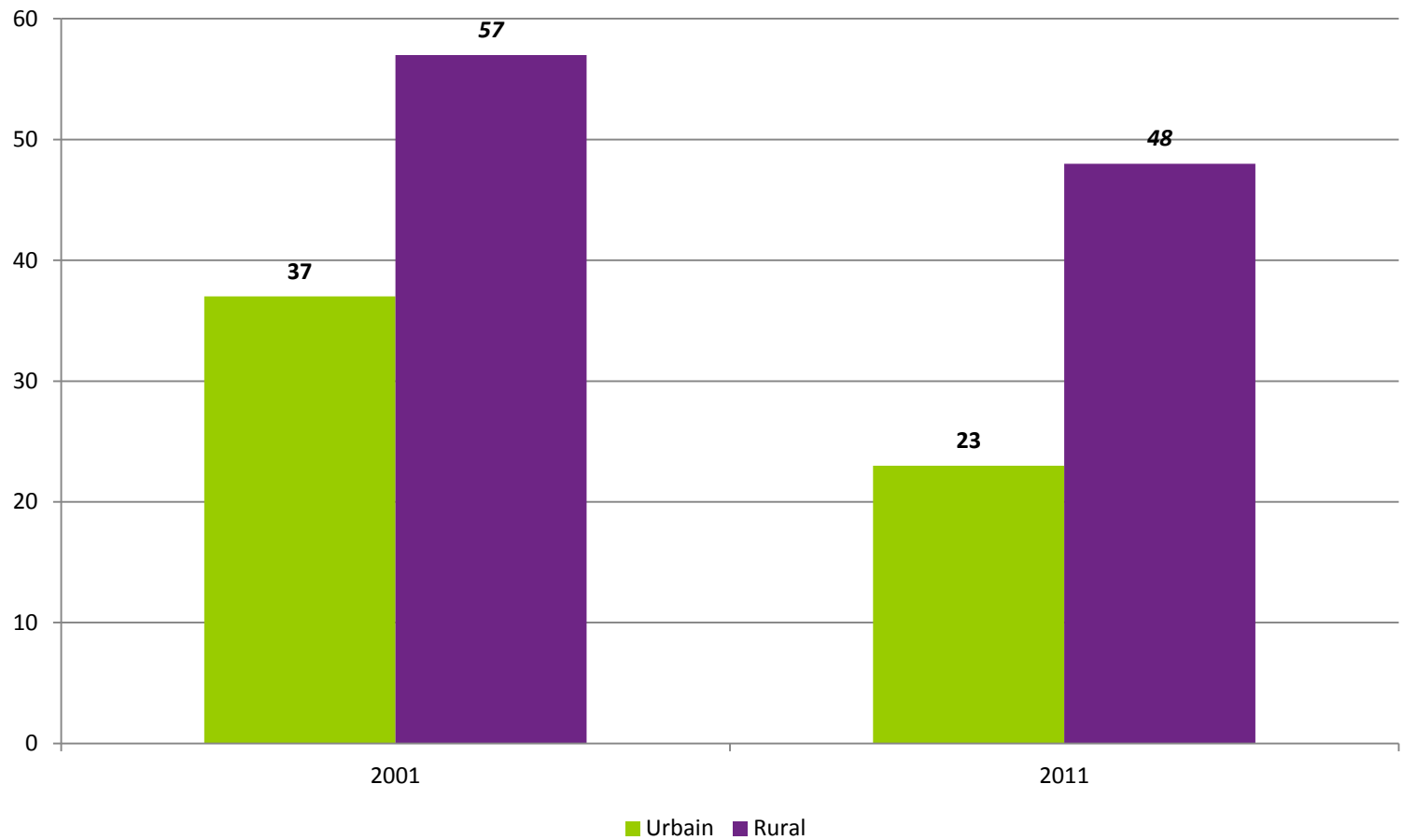
CHANGE IN POVERTY (iii)



CHANGE IN POVERTY (iv)



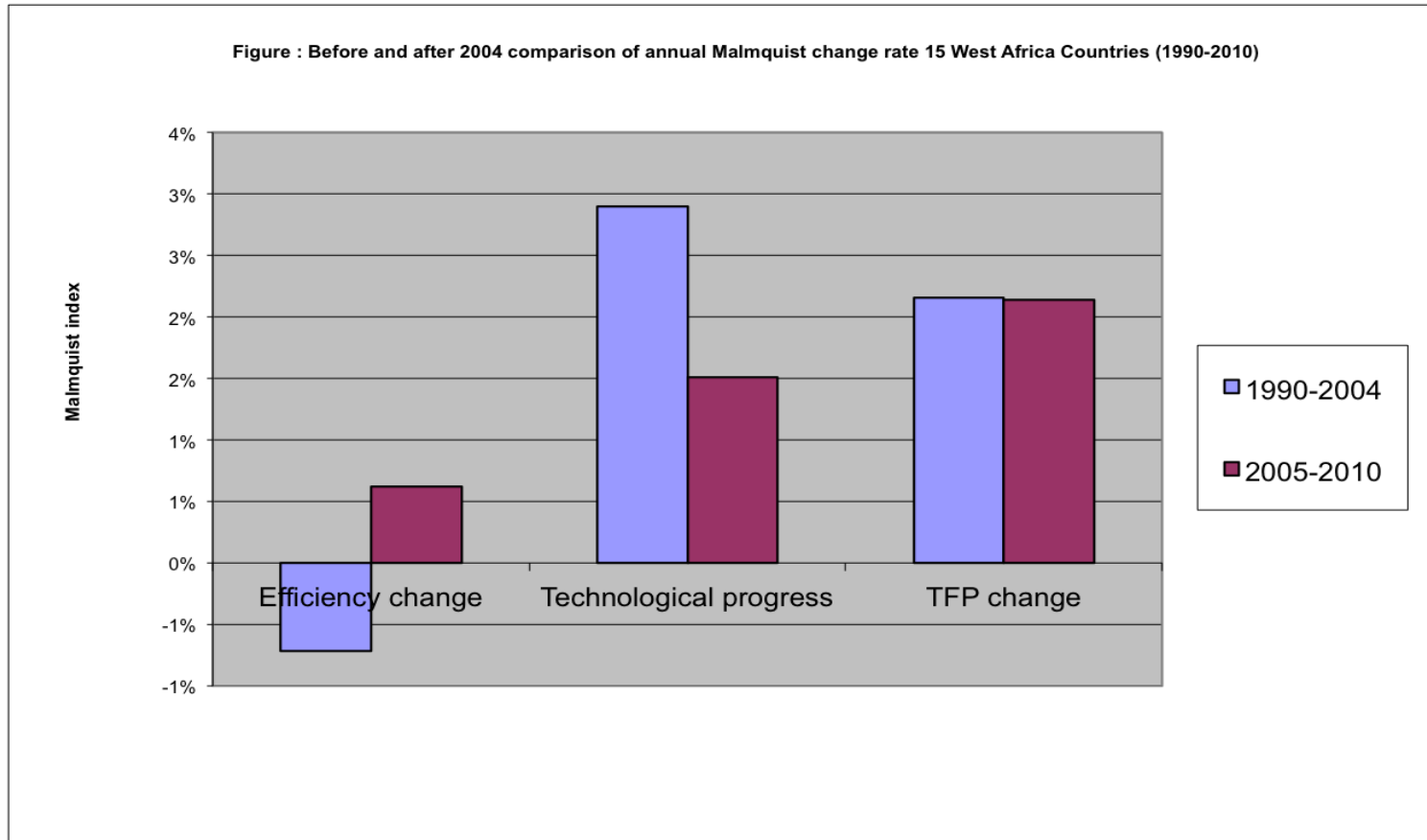
SENEGAL



AGRICULTURAL PRODUCTIVITY:



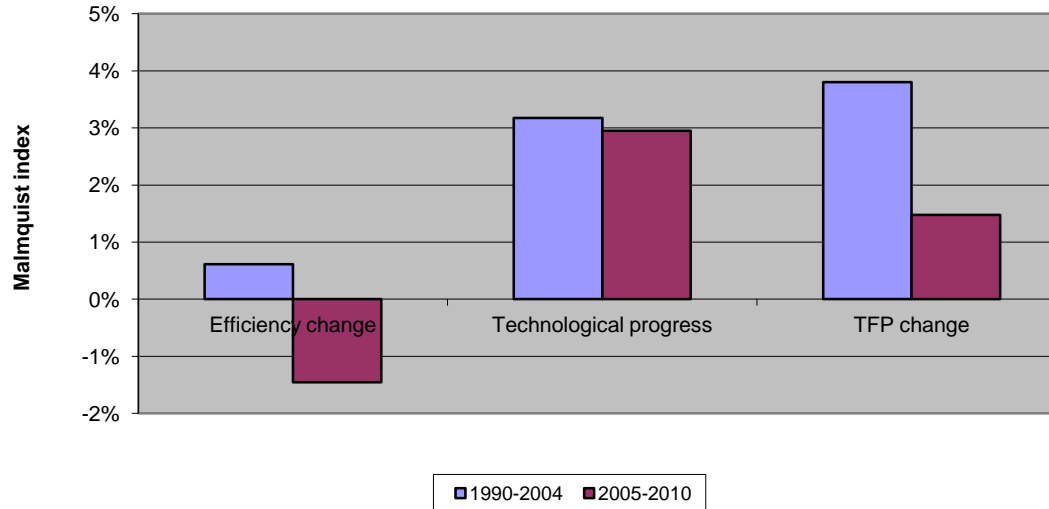
- AGRICULTURAL PRODUCTIVITY HAS ALMOST NOT CHANGED
- REASON: REDUCTION OF TECHNOLOGY ADOPTION NOT COMPENSATED BY BETTER USE OF RESOURCES



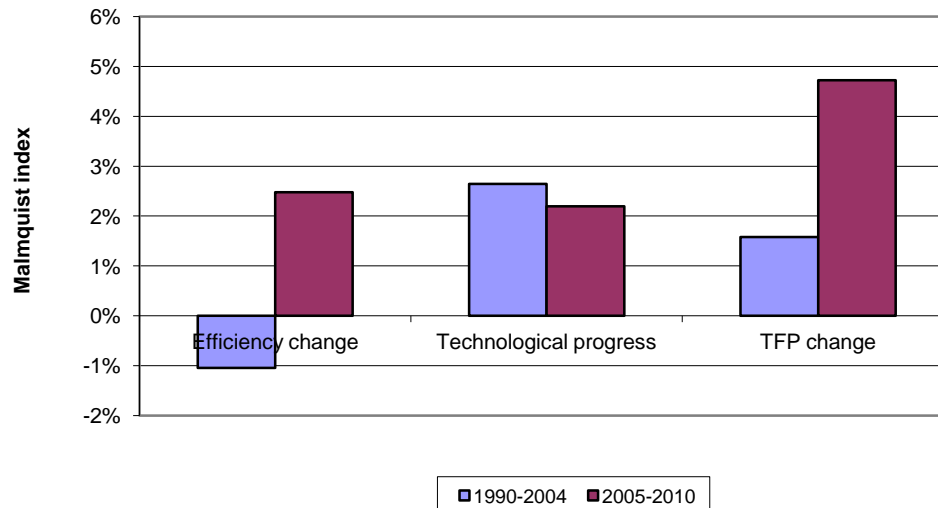
AGRICULTURAL PRODUCTIVITY (II)



Figure 3 : Comparaison avant et après 2004 du changement de l'indice de Malmquist au Burkina Faso



BURKINA: LOW
PRODUCTIVITY

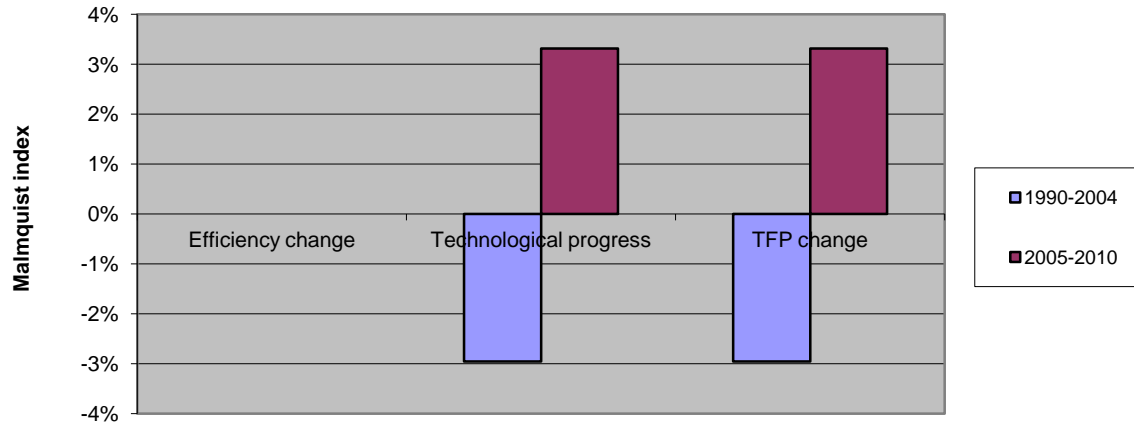


SENEGAL:
HIGH
PRODUCTIVITY

AGRICULTURAL PRODUCTIVITY (IV)

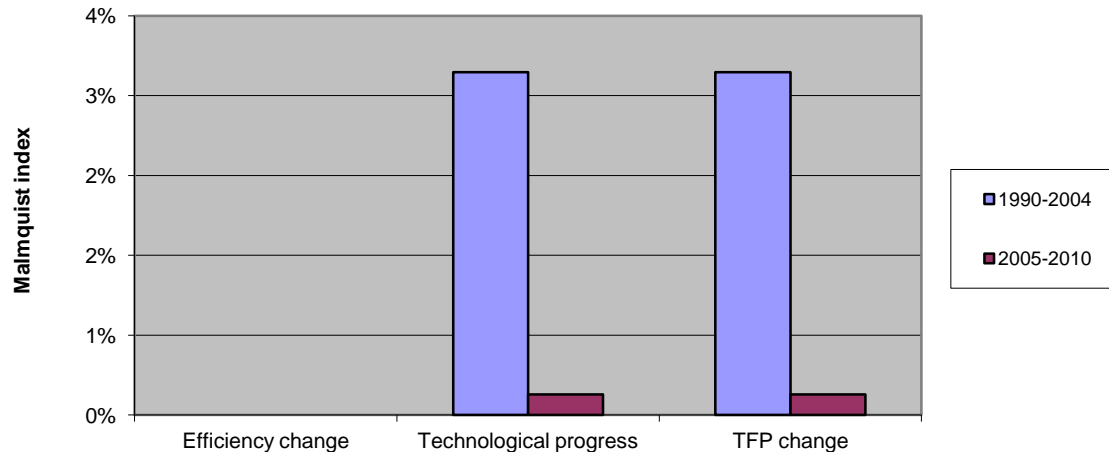


Figure : Before and after 2004 comparison of annual Malmquist change rate : Ghana



GHANA HIGH PRODUCTIVITY

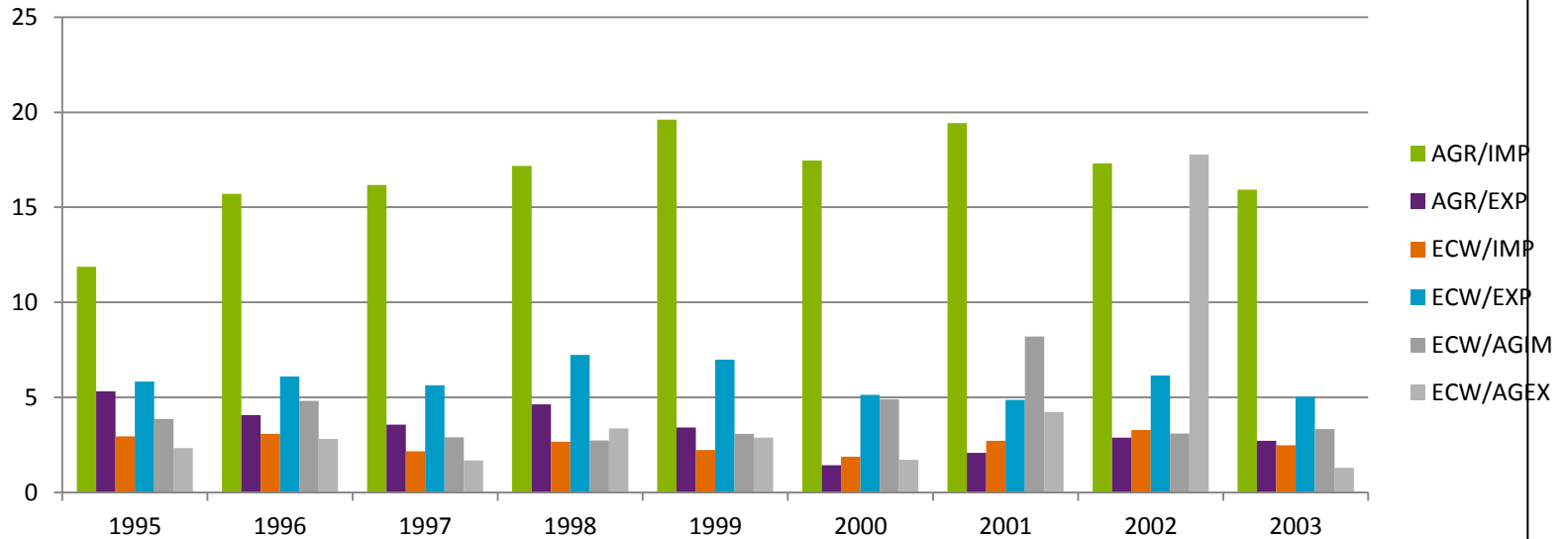
Figure : Before and after 2004 comparison of annual Malmquist change rate : Nigeria



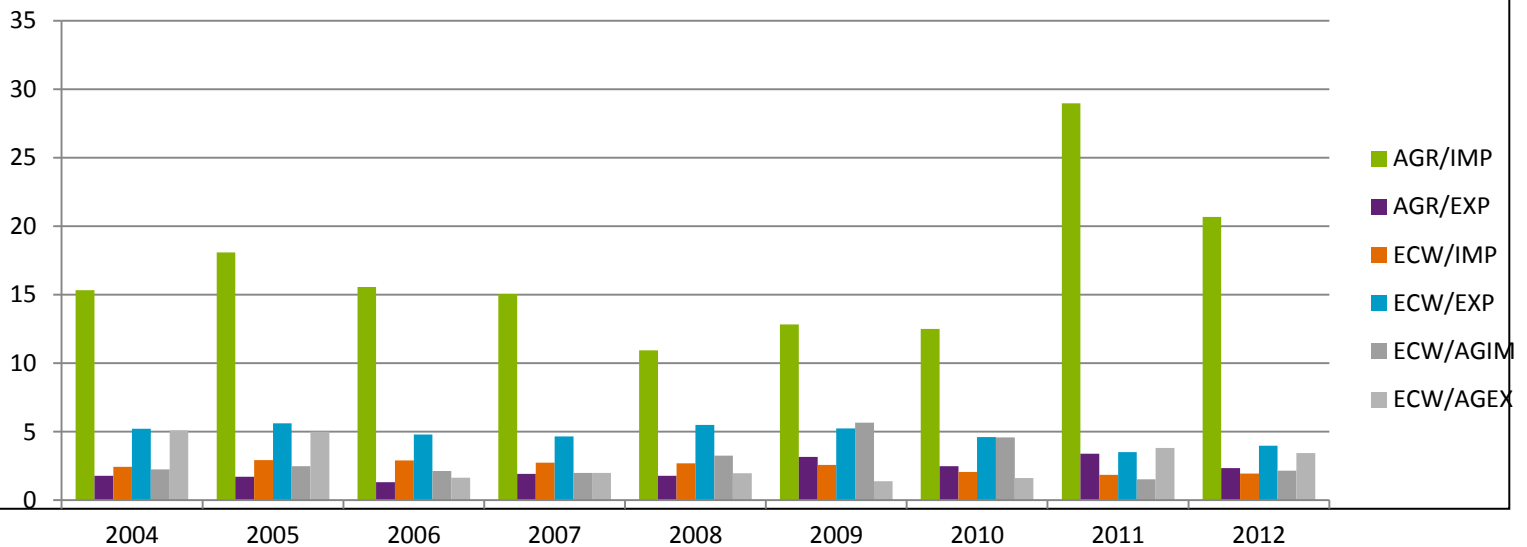
NIGERIA LOW PRODUCTIVITY

CHANGE IN TRADE SECTOR (NIGERIA AND ECOWAS)

BEFORE MAPUTO



AFTER MAPUTO



CONCLUSIONS



- ❑ WEST AFRICA HAS SUCCESS STORIES TO SHARE WITH AFRICA ON MAPUTO RESULTS
- ❑ DISCUSSION OF ACHIEVEMENTS, FROM STUDIES FOLLOWING A SCIENTIFIC PROCESS TO ADVOCATE
- ❑ THE GREATEST SUCCESS OF THE REGION IS THE LEADERSHIP OF THE INSTITUTIONS OF THE REGION, TO DRIVE THE PROCESS WITH THE SUPPORT OF THE POLITICAL POWER, THE INVOLVEMENT OF THE ORGANISATIONS OF FARMERS AND THE INSTRUMENTS OF INTERVENTION IN PLACE (FRDA, FRDA)
- ❑ FOUR COUNTRIES IN THE REGION MEET THE 10% TO AGRICULTURE BUDGET BUT THE BILL IS PAID BY THE EXTERNAL
- ❑ EXCEPT THE ENTHUSIASM FOR THE REGIONAL LEADERSHIP, THE IMPLEMENTATION OF A RATIONAL FRAMEWORK FOR ACTION, MAPUTO HASN'T BRING SIGNIFICATIVE CHANGES ON POVERTY, PRODUCTIVITY, OR THE INCREASE OF THE BUDGET DESTINATE TO AGRICULTURE

CONCLUSIONS (I)



- ❑ IF AGRICULTURE IS BACK IN THE GLOBAL AGENDA THIS IS NOT THE CASE IN THE DEVELOPMENT AGENDA OF THE COUNTRIES OF THE REGION;
- ❑ MANY COUNTRIES RELY ON THE ROUND TABLES OF DONORS TO FINANCE THEIR AGRICULTURE
- ❑ A SPIRIT OF SPOILED CHILDREN HAS TAKEN OVER SOME COUNTRIES REGARDING THE FINANCING OF THEIR AGRICULTURE BY THEIR OWN BUDGET
- ❑ MOST COUNTRIES HAVE A BUDGET ALLOCATED TO AGRICULTURE THAT IS DECREASING
- ❑ POVERTY REDUCTION IN GHANA, INCREASING PRODUCTIVITY IN MALI AND SENEGAL CAN NOT BE ATTRIBUTED TO MAPUTO, CONSIDERING THAT NIPA HAVE BEEN VALIDATED LESS THAN 2 YEARS AGO

CONCLUSIONS (II)



- ❑ POVERTY REDUCTION IN GHANA, INCREASING PRODUCTIVITY IN MALI AND SENEGAL CAN NOT BE ATTRIBUTED TO MAPUTO, CONSIDERING THAT NIPA HAVE BEEN VALIDATED LESS THAN 2 YEARS AGO
- ❑ IT SEEMS THAT THE ENTHUSIASM OF MAPUTO INCLUDING REGIONAL INSTITUTIONS IMPLEMENTED AND THE REGIONAL PROJECTS (INCLUDING PPAAO) WILL PLAY A CRUCIAL ROLE IN CATCHING THE TECHNOLOGIC GAP ESSENTIAL TO INCREASE THE PRODUCTIVITY
- ❑ THE FARMERS ORGANISATIONS HAVE BEEN INVOLVED IN THE DEFINITION OF POLICIES, BUT IT SEEMS THAT THERE IS A LACK OF IDEAS IN THE IMPLEMENTATION AND ESPECIALLY A LOW INVOLVEMENT OF THE FARMERS ORGANISATIONS AT THIS LEVEL
- ❑ CALL FOR A BETTER TRACKING DEVICE WITH THE CONSIDERATION OF DEVICES OF THE FARMERS ORGANISATIONS BOTH AT NATIONAL AND REGIONAL LEVEL

Thank you for your attention



**RESEAU DES ORGANISATIONS PAYSANNES ET DES PRODUCTEURS
AGRICOLES DE L'AFRIQUE DE L'OUEST**

09 BP 884 Ouagadougou 09

Tel (226) 50-36-08-25

Tel/Fax : (226) 50-36-26-13

E-mail: roppa2000@yahoo.fr

Site : www.roppa.info